

Makita

Portable Cut-off
LW1400 / LW1401 355mm (14")

**Powerful
Motor 2,200w**

Photo: LW1400

Toolless replacement of
abrasive cut-off wheel
(LW1400only)

Large spark guard

High power Portable Cut-off



Toolless adjustment of guide plate (LW1400 only)
allows for easy adjustment of the guide plate by simple handling
• 3 stage position change
• 0 to 45 degree angle adjustment



Change of saw head locking device from chain lock to pin lock (LW1400 only)
makes it easier to lock down the saw head for storage and transport.



Carry handle
for easy transport to job site



Shaft lock for easy replacement of abrasive cut-off wheel

Quick release vise








Photo: LW1400

Basic model LW1401

■ Cutting Capacity

Form of materials	Miter angle	
	0°	45°
	D: ø127mm (2")	D: ø127mm (2")
	H x W: 102 x 194mm (4" x 7-5/8") 70 x 233mm (2-3/4" x 9-1/8")	H x W: 115 x 103mm (4-1/2" x 4-1/16")
	H x W: 119 x 119mm (4-11/16" x 4-11/16")	H x W: 106 x 106mm (4-3/16" x 4-3/16")
	S x S: 137 x 137mm, T: 10mm (5-3/8" x 5-3/8", 3/8")	S x S: 100 x 100mm, T: 10mm (4" x 4", 3/8")

D: Diameter W: Width H: Height S: Side T: Thickness

■ Accessory

Abrasive cut-off wheel

For all ferrous materials (Steel, cast iron) and other hard metals.
These items are available on request. Contact us for the minimum order quantity.

Size (mm):
355x425x4
GR: A-30P
G.F.Qty: 1.00

Per pkg.	Part No.
5	A-09540-5
25	A-09540-25
5	A-09552-5
5	B-10730-5
25	B-10730-25
5	B-10665-5
25	B-10665-25

Double Reinforced Abrasive cut-off wheel

Size (mm):
355x425x4
GR: A-30P
G.F.Qty: 1.00

Per pkg.	Part No.
5	B-14891-5
25	B-14891-25



Portable Cut-off LW1400 / LW1401 355mm (14") 203

Double Insulation

Standard Equipment:
Abrasive Cut-Off Wheel,
Socket Wrench (201401 only)

	LW1400	LW1401
Continuous rolling input	2,200W	2,200W
Wheel diameter	355mm (14")	355mm (14")
Wedge dia.	25.8mm (1")	25.8mm (1")
Max load speed (rpm)	3,800	3,800
Dimensions	530x295x430mm	530x295x430mm
(L x W x H)	(20 7/8" x 11 5/8" x 1 7/8")	(20 7/8" x 11 5/8" x 1 7/8")
Net Weight*	17.0kg (37.5lb)	16.6kg (36.6lb)
Power supply cord	2.5m (8.2')	2.5m (8.2')

*weight according to DPTA Procedure P12008

Items of standard equipment and specifications may vary by country or area.

Makita Corporation

3-11-8 Sumiyoshi-cho, Anjo, Aichi, 446-8502 Japan

PRINTED IN JAPAN 201111