



Cordless Lawn Mower

LM003G 380 mm (15")
LM004G 430 mm (17")



XGT
40V **LI-ION**
max

Continuous run time

LM003G

49 min

LM004G

52 min

Battery: BL4080F on a full battery charge



Powered by 40Vmax XGT Li-Ion battery



Mowing area

on a full battery charge (with BL4080F)

The results shown here are mowing area under actual load and continuous operation time (when the grass is cut from 50 to 30mm in height), which are approximate values when a fully charged battery is used; therefore, they depend to a great extent on grass density, cutting height, etc.

LM003G (380mm)



LM004G (430mm)



Continuous use

on a full battery charge (with BL4080F)

The results shown here are mowing area under actual load and continuous operation time (when the grass is cut from 50 to 30mm in height), which are approximate values when a fully charged battery is used; therefore, they depend to a great extent on grass density, cutting height, etc.

LM003G (380mm)

about
49 min

LM004G (430mm)

about
52 min

Higher mowing performance

The blade is designed to tilt down towards the front of the mower when attached, minimizing double-cutting to reduce the load on the machine for reduced energy consumption, better feeling of cutting and improved grass collecting performance.



Cutting, Collecting, Mulching*

*Mulching plug required.

Easy-to-operate handle lock levers

- each side of the handle can be locked/unlocked with just a single action without tool.
- allows for easier folding of handle when storing the mower.



Upright storage





Grass level indicator

| Grass catcher capacity | |
|------------------------|-------------|
| LM003G | LM004G |
| 40 L | 50 L |

LM003G

380 mm (15")

Plastic Deck



LM004G

430 mm (17")

Plastic Deck



Easier cutting height adjustment


- The increase/decrease directions have been reversed so that they can synchronize easier with the high/low directions of height adjustment in user's mind.
- Easy-to-grip egg-shaped lever top
- U-shaped notches, which provide positive stops for lever, can be visually checked, making it easy to adjust cutting height.



Less force required to turn on the mower

Reduction in user fatigue has been achieved by redesigning the shape of switch lever and the specification of spring to reduce the force required to pull switch lever to turn on the mower.

Pull force required to turn on the mower
Approx. 11 N



The inside of cutting deck can be washed.



XPT

eXtreme Protection Technology / IPX4-compatible

Lawn care/Grass care

Cordless Lawn Mower

LM001G (480mm)

LM002G (530mm)

40V max



LM003G (380mm)

LM004G (430mm)

40V max



Cordless Scarifier

UV001G (380mm)

40V max



Cordless Grass Trimmer

UR012G

40V max x2



Max Output
2.0 kW

Cordless Grass Trimmer

UR013G

UR014G

40V max



Max Output
1.5 kW

UR006G

UR007G

UR008G

40V max



Max Output
1.0 kW

UR002G

UR003G

40V max



Max Output
0.55 kW

UR016G

UR017G

40V max



Max Output
0.6 kW

Cordless Multi Function Power Head

UX01G

40V max



Max Output
1.0 kW



Cordless Blower

UB001G

40V max



Accessories

| Blade type | Model (size) | Applications and features |
|---|----------------|---|
| Blade (2-tooth bar blade)  | LM003G (380mm) | <ul style="list-style-type: none"> Standard blade for both grass collection and mulching Features Improved grass collecting performance achieved by redesigning blade tips to increase air flow volume. |
| | LM004G (430mm) | |
| Mulching blade  | LM003G (380mm) | <ul style="list-style-type: none"> Cuts grass clippings into small particles and scatters them evenly on the ground for mulching. Ensures proper air flow volume required for mixing grass clippings in the deck. |
| | LM004G (430mm) | |

Mulching plug

Model: LM003G

Size: 380mm

Model: LM004G

Size: 430mm

Essential component for mulching



Charging Time

| | Fast Charging | |
|-------------------|---------------|---------|
| | DC40RA | DC40RC |
| *1 BL4020 2.0Ah | 22 min | 30 min |
| *1 BL4025 2.5Ah | 28 min | 38 min |
| *1 BL4040/F 4.0Ah | 45 min | 67 min |
| *1 BL4050F 5.0Ah | 50 min | 85 min |
| *1 BL4080F 8.0Ah | 76 min | 170 min |

*1 Recommended battery

Cordless Lawn Mower

LM003G / LM004G 380 mm (15") / 430 mm (17")

| | LM003G | LM004G |
|--|--|--|
| Brake | | |
| Anti-restart function | | |
| Cutting width | 380 mm (15") | 430 mm (17") |
| Cutting height adjustment | Adjustment range: 20 - 75 mm (13/16 - 2-15/16") Stage: 8 | Adjustment range: 20 - 75 mm (13/16 - 2-15/16") Stage: 8 |
| No load speed (RPM) | 3,800 | 3,800 |
| Wheel diameter | 140 / 165 mm (5-1/2" / 6-1/2") | 140 / 165 mm (5-1/2" / 6-1/2") |
| Actual mowing area on full battery charge | w/ BL4080F: 780 m ² | w/ BL4080F: 830 m ² |
| Continuous run time on full battery charge | w/ BL4080F: 49 min | w/ BL4080F: 52 min |
| Grass catcher capacity | 40 L (1,353 oz) | 50 L (1,691 oz) |
| Vibration Level | 2.5 m/s ² or less | 2.5 m/s ² or less |
| Measured sound power level | 90 dB(A) | 90 dB(A) |
| Guaranteed sound power level | 93 dB(A) | 93 dB(A) |
| Sound pressure level | 83 dB(A) | 81 dB(A) |
| Dimensions (L x W x H) | During operation: 1,370 - 1,420 x 450 x 990 - 1,020 mm (54 - 56 x 17-3/4 x 39 - 40-1/4") When stored (w/o Grass box): 520 x 450 x 880 mm (20-1/2 x 17-3/4 x 34-3/4") | During operation: 1,390 - 1,440 x 460 x 990 - 1,020 mm (54-3/4 - 56-3/4 x 18-1/8 x 39 - 40-1/4") When stored (w/o Grass box): 520 x 460 x 885 mm (20-1/2 x 18-1/8 x 34-3/4") |
| Net weight | 14.9 - 17.3 kg (32.8 - 38.1 lbs.) | 15.6 - 18.2 kg (34.4 - 40.1 lbs.) |

Standard Equipment :

Socket wrench, Blade, Mulching plug, Grass catcher, Battery, Charger

The weight may differ depending on the attachment(s), including the battery cartridge. The lightest and heaviest combination, according to EPTA-Procedure 01/2014, are shown in the table.

Items of standard equipment and specifications may vary by country or area.

Makita Corporation

3-11-8 Sumiyoshi-cho, Anjo, Aichi, 446-8502 Japan

PRINTED IN JAPAN 202309