

Satisfy Professional's Needs



Cordless Chain Saw

DUC305/ DUC355/ DUC405 Captive nuts type

DUC303/ DUC353/ DUC400 Tool-less chain adjustment type

300mm (12")/ 350mm (14")/ 400mm (16")



High Power & High Speed

High efficiency equivalent to 30mL class engine chain saws



CORDLESS CHAIN SAW for PROFESSIONAL



Outer Rotor Brushless
Motor direct-drive

+

18v + 18v → 36v

Photo: DUC355





SLIM & COMPACT BODY

Excellent cutting performance equivalent to 30mL class engine chain saws

High operating efficiency

Outer Rotor Brushless Motor direct-drive system provides high operating efficiency.

High operability

Chain brake and Variable speed trigger switch provide high operability equivalent to engine chain saws.



Main power switch
with auto power-off function

Lock-off lever

Soft grip
for non-skid operation

Constant speed control

- minimizes reduction in rotation speed under load, keeping operation efficiency.
- Lowers noise under no load.

Metal spike bar



Variable speed trigger switch



Battery capacity warning lamp



Adjustable automatic chain lubrication



nce
ngine

BL
TOTOR



Powered by two 18V Li-ion batteries in series

18v + 18v → **36v**

XPT
EXTREME PROTECTION TECHNOLOGY



Photo: DUC355

Metal chain catcher



Chain oil level window



Captive nuts prevent loss of nuts

DUC305 / DUC355 / DUC405

when removing a sprocket cover to replace a guide bar or a saw chain.



Chain tensioning screw

Tool-less chain adjustment

DUC303 / DUC353 / DUC400

Extendable lever

1. allows for:
 - Easier saw chain tightening
 - Higher tightening torque
2. can be quickly retracted at any angle.
3. reduces the area projecting from Sprocket cover.

Dial for easier saw chain tension adjustment





Captive nuts type



Photo: DUC355

300mm (12") DUC305
350mm (14") DUC355
400mm (16") DUC405

Tool-less chain adjustment type




Photo: DUC353

300mm (12") DUC303
350mm (14") DUC353
400mm (16") DUC400

Accessories

Guide Bar / Saw Chain / Guide Bar Cover

Cutter type: MC : Micro chisel, CC: Chamfer chisel
*Carving bar **Sprocket nose bar (Micro-Lite)



Guide Bar		Saw Chain					Bar Cover Part No.	File diameter		Drive Sprocket		
Bar length	Part No.	No. of drive links	gauge	pitch	Cutter type	Saw Chain Part No.		1st half of top plate	2nd half of top plate	pitch/ No. of teeth	Part No.	
25cm/10"	*168407-7	60	1.3mm/.050"	1/4"	25AP	MC	194098-8	452093-7	4.0mm	4.0mm	1/4" / 9	198259-2
30cm/12"	**165245-8	46	1.1mm/.043"	3/8"	90PX	CC	196740-7	419288-5	4.5mm	4.0mm	3/8" / 6	221464-7
30cm/12"	165200-0	46	1.3mm/.050"	3/8"	91PX	CC	196211-4	419288-5	4.0mm	4.0mm	3/8" / 6	221464-7
35cm/14"	**165246-6	52	1.1mm/.043"	3/8"	90PX	CC	196741-5	419288-5	4.5mm	4.0mm	3/8" / 6	221464-7
35cm/14"	165201-8	52	1.3mm/.050"	3/8"	91PX	CC	196212-2	419288-5	4.0mm	4.0mm	3/8" / 6	221464-7
40cm/16"	**165247-4	56	1.1mm/.043"	3/8"	90PX	CC	196742-3	419242-9	4.5mm	4.0mm	3/8" / 6	221464-7
40cm/16"	165202-6	56	1.3mm/.050"	3/8"	91PX	CC	196213-0	419242-9	4.0mm	4.0mm	3/8" / 6	221464-7

Depth gauge jointer, File handle & Flat file



Depth gauge jointer	File handle	Flat file
Part No.	Part No.	Part No.
953 100 090	953 004 010	953 003 060

File and File holder



Size	Saw chain type	File	File and File holder
		Part No.	Part No.
4mm	25AP, 91PX, 91VLX	953 003 090	953 030 010
4.5mm	90PX	953 003 100	953 030 020

Chain oil & BIOTOP Chain oil



Chain oil		BIOTOP Chain oil	
Size	Part No.	Size	Part No.
100ml	182229-1	1L	980 008 610
1L	988 002 656	5L	980 008 611
5L	988 002 658		

The weight may differ depending on the attachment(s), including the battery cartridge. The lightest and heaviest combination, according to EPTA-Procedure 01/2014, are shown in the table.

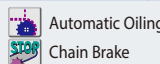
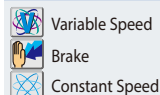
Items of standard equipment and specifications may vary by country or area.

Cordless Chain Saw

DUC305/ DUC303/ DUC355/ DUC353/ DUC405/ DUC400

300 mm (12") 350 mm (14") 400 mm (16")

Guide Bar Length	DUC305, DUC303: 300 mm (12") / DUC355, DUC353: 350 mm (14") DUC405, DUC400: 400 mm (16")
Chain Pitch / Chain Gauge	9.5 mm (3/8") / 1.1 / 1.3 mm (.043" / .050")
Chain Speed	0 - 20 m/s (0 - 1,200 m/min)
Chain Oil Tank Volume	200 mL
Sound Pressure Level	87.7 dB(A)
Sound Power Level	98.7 dB(A)
Vibration Level	Cutting Wood: 5.3 m/s ²
Dimensions (L x W x H)	DUC305: 710x211x235mm (28"x8-5/16"x9-1/4") DUC303: 710x215x235mm (28"x8-1/2"x9-1/4") DUC355: 762x211x235mm (30"x8-5/16"x9-1/4") DUC353: 762x215x235mm (30"x8-1/2"x9-1/4") DUC405: 800x211x235mm (31-1/2"x8-5/16"x9-1/4") DUC400: 800x215x235mm (31-1/2"x8-1/2"x9-1/4")
Net weight	DUC305, DUC303: 4.6 kg (10.2 lbs) - 5.3 kg (11.6 lbs) DUC355, DUC353: 4.7 kg (10.4 lbs) - 5.4 kg (11.8 lbs) DUC405, DUC400: 4.8 kg (10.5 lbs) - 5.4 kg (11.9 lbs)



Standard Equipment:

Saw Chain, Guide Bar, Guide Bar Cover, Chain oil 100mL (country-specific), Battery, Charger, Wrench (DUC305, DUC355, DUC405)



Outdoor Power Equipment
Accessories

Makita Corporation

3-11-8 Sumiyoshi-cho, Anjo, Aichi, 446-8502 Japan

PRINTED IN JAPAN 201809