

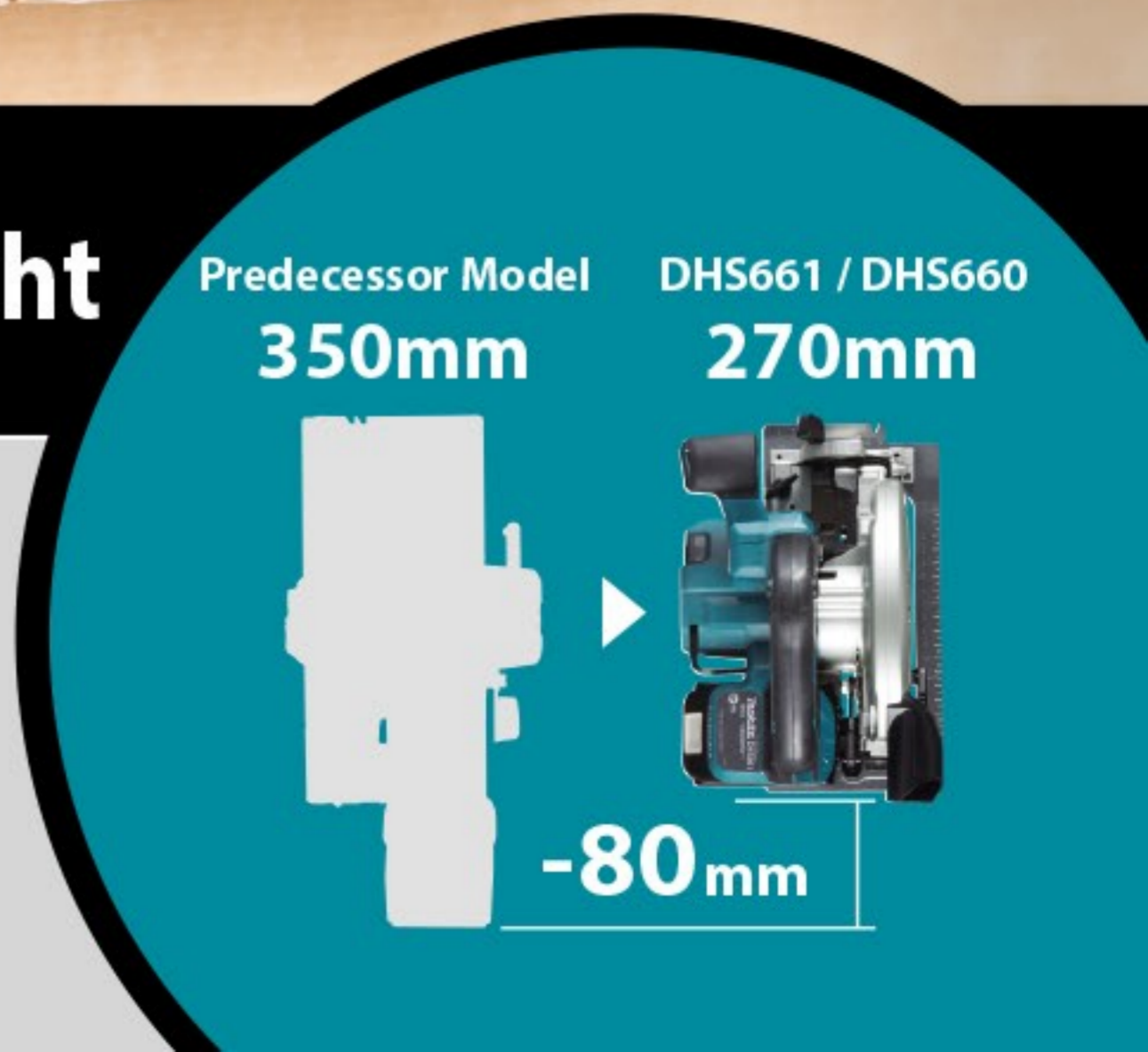


# Cordless Circular Saw DHS661 / DHS660 165 mm (6-1/2")



Photo : DHS661

## Compact and Lightweight



Predecessor Model  
350mm

DHS661 / DHS660  
270mm

-80 mm

# Compact with Only 270 mm (10-5/8") Length for Better Maneuverability

Net weight

# 2.9 kg

with BL1815N

## BL MOTOR

### Work amount

Test material:  
SPF of 2 x 10 (38mm x 235mm)  
Bevel angle: 0°  
Battery: BL1850B  
(on a single full battery charge)

# 200 cuts

### Optional dust nozzle

is attachable for connecting to vacuum cleaner.



### Rear dust exhaust port



### Twin LED Job light



### Blower function



### Flat motor housing design

Increases stability when changing blades.



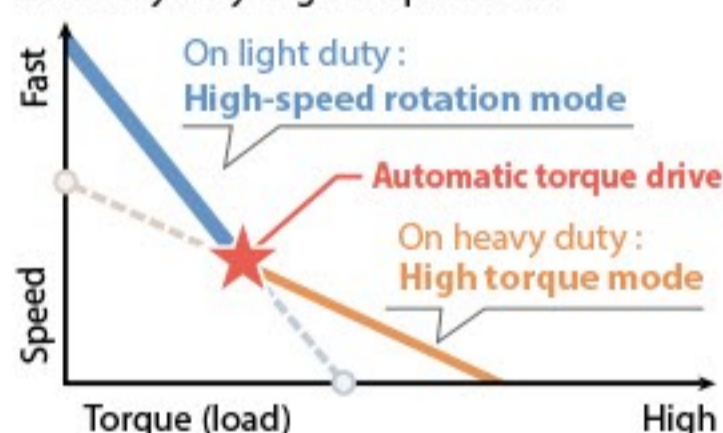
### Bevel cuts up to 50 degrees



### ADT Automatic torque Drive Technology

automatically changes the cutting speed according to load conditions for an optimum operation:

- On light duty: high-speed rotation mode
- On heavy duty: high torque mode



### AWS Auto-start Wireless System (DHS661 only)

The wireless activation function enables clean and comfortable operation. By connecting a supported tool to the cleaner, you can run the cleaner automatically along with the switch operation of the tool.



Wireless unit is compatible with all supported tools

### Bluetooth® AWS connects to power tool with Bluetooth

The Bluetooth® word mark and logos are registered trademarks owned by the Bluetooth SIG, Inc. and any use of such marks by Makita is under license. Other trademarks and trade names are those of their respective owners.

## Accessories

### Specialized EFFICUT blade



Size (mm)	Part No.
165 x 1.4 x 20 x 25T	B-62979
165 x 1.45 x 20 x 56T	B-57364


### Guide rail adapter set

Part No.  
199232-5



### Tool hanger

Part No.  
199231-7



## Cordless Circular Saw

### DHS661 / DHS660 165 mm (6-1/2")

Brake	<b>Blade Diameter</b>	165 mm (6-1/2")
Soft Start	<b>Hole Diameter</b>	15.88 / 20 mm (5/8" / 13/16")
Dust Collection	<b>Max Cutting Capacity</b>	90°: 57 mm (2-1/4"), 45°: 41 mm (1-5/8") 50°: 37 mm (1-7/16")
Built-in Job Light	<b>No Load Speed (RPM)</b>	5,000
Carrying Case	<b>Vibration Level</b>	Cutting Wood: 2.5 m/s <sup>2</sup> or less
	<b>Sound Pressure Level</b>	93 dB(A)
	<b>Sound Power Level</b>	104 dB(A)
	<b>Dimensions (L x W x H)</b>	270x186x250 mm (10-5/8"x7-3/8"x9-7/8")
	<b>Net weight</b>	DHS661 : 2.9 - 3.2 kg (6.4 - 7.1 lbs.) DHS660 : 2.9 - 3.2 kg (6.3 - 7.0 lbs.)

**Standard Equipment:** TCT Saw Blade, Hex Wrench, Rip Fence (Guide Rule), Dust Nozzle (country-specific), Battery, Charger

The weight may differ depending on the attachment(s), including the battery cartridge. The lightest and heaviest combination, according to EPTA-Procedure 01/2014, are shown in the table. Items of standard equipment and specifications may vary by country or area.



Cutting  
Accessories

# Makita Corporation

3-11-8 Sumiyoshi-cho, Anjo, Aichi, 446-8502 Japan

PRINTED IN JAPAN 201806